




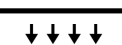
















M390 DUO regular		m	ft	3.0	9.8	4.0	13.1	5.0	16.4	6.0	19.7	7.0	23.0	8.0	26.2	9.0	29.5
Jeden bod zatížení		kg	lbs	998.0	2200.2	820.5	1808.9	654.3	1442.5	543.2	1197.5	463.4	1021.6	403.4	889.3	356.4	785.7
prohyb		mm	inch	4.5	0.2	8.8	0.3	13.7	0.5	19.8	0.8	27.0	1.1	35.3	1.4	44.8	1.8
Dva body zatížení		kg	lbs	625.5	1379.0	529.0	1166.2	471.0	1038.4	407.4	898.2	347.6	766.3	302.5	666.9	267.3	589.3
prohyb		mm	inch	4.8	0.2	9.6	0.4	16.8	0.7	25.2	1.0	34.3	1.4	44.8	1.8	56.8	2.2
Tři body zatížení		kg	lbs	417.0	919.3	398.0	877.4	327.2	721.4	271.6	598.8	231.7	510.8	201.7	444.7	178.2	392.9
prohyb		mm	inch	4.5	0.2	10.1	0.4	16.3	0.6	23.4	0.9	31.9	1.3	41.8	1.6	52.9	2.1
Čtyři body zatížení		kg	lbs	312.7	689.4	312.2	688.3	282.6	623.0	226.3	498.9	193.1	425.7	168.1	370.6	148.5	327.4
prohyb		mm	inch	4.3	0.2	10.1	0.4	17.3	0.7	24.9	1.0	33.8	1.3	44.2	1.7	56.0	2.2
Rovnoměrné zatížení		kg	lbs	417.0	919.3	312.2	688.3	249.3	549.6	181.1	399.3	132.4	291.9	100.8	222.2	79.2	174.6
prohyb		mm	inch	3.5	0.1	8.4	0.3	16.3	0.6	24.7	1.0	33.6	1.3	43.9	1.7	55.6	2.2

M390 DUO heavy-duty		m	ft	3.0	9.8	4.0	13.1	5.0	16.4	6.0	19.7	7.0	23.0	8.0	26.2	9.0	29.5
Jeden bod zatížení		kg	lbs	1249.3	2754.2	1154.6	2545.5	921.1	2030.7	765.0	1686.5	35.0	77.2	568.8	1254.0	502.9	1108.7
prohyb		mm	inch	4.0	0.2	8.8	0.3	13.7	0.5	19.8	0.8	27.0	1.1	35.3	1.4	44.8	1.8
Dva body zatížení		kg	lbs	624.6	1377.0	623.2	1373.9	621.8	1370.8	573.7	1264.8	489.8	1079.8	426.6	940.5	377.2	831.6
prohyb		mm	inch	3.4	0.1	8.1	0.3	15.8	0.6	25.2	1.0	34.4	1.4	44.9	1.8	56.8	2.2
Tři body zatížení		kg	lbs	416.4	918.0	415.5	916.0	414.5	913.8	382.5	843.3	326.5	719.8	284.4	627.0	251.4	554.2
prohyb		mm	inch	3.2	0.1	7.5	0.3	14.7	0.6	23.5	0.9	32.0	1.3	41.8	1.6	52.9	2.1
Čtyři body zatížení		kg	lbs	312.3	688.5	311.6	687.0	310.9	685.4	310.2	683.9	272.1	599.9	237.0	522.5	209.5	461.9
prohyb		mm	inch	3.0	0.1	7.2	0.3	14.0	0.6	24.2	1.0	33.9	1.3	44.3	1.7	56.1	2.2
Rovnoměrné zatížení		kg	lbs	416.4	918.0	311.6	687.0	248.7	548.3	206.8	455.9	176.8	389.8	142.2	313.5	111.7	246.3
prohyb		mm	inch	2.5	0.1	5.9	0.2	11.6	0.5	20.1	0.8	31.9	1.3	43.9	1.7	55.6	2.2