

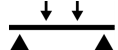









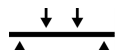

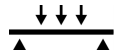

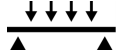





M390 TRIO regular		m	ft	4.0	13.1	6.0	19.7	8.0	26.2	10.0	32.8	12.0	39.4	14.0	45.9	16.0	52.5
Jeden bod zatížení		kg	lbs	705.1	1554.5	452.2	996.9	338.5	746.3	262.4	578.5	210.1	463.2	171.4	377.9	141.2	311.3
prohyb		mm	inch	7.6	0.3	17.2	0.7	30.8	1.2	48.7	1.9	71.0	2.8	98.2	3.9	130.6	5.1
Dva body zatížení		kg	lbs	528.8	1165.8	346.7	764.3	253.9	559.8	196.8	433.9	157.5	347.2	128.5	283.3	105.9	233.5
prohyb		mm	inch	9.7	0.4	21.8	0.9	38.8	1.5	60.7	2.4	87.7	3.5	119.8	4.7	157.1	6.2
Tři body zatížení		kg	lbs	25.5	56.2	231.1	509.5	169.2	373.0	131.2	289.2	105.0	231.5	85.7	188.9	70.6	155.6
prohyb		mm	inch	9.0	0.4	20.3	0.8	36.2	1.4	56.8	2.2	82.3	3.2	112.8	4.4	148.5	5.8
Čtyři body zatížení		kg	lbs	293.8	647.7	192.6	424.6	141.0	310.9	109.3	241.0	87.5	192.9	71.4	157.4	58.8	129.6
prohyb		mm	inch	9.5	0.4	21.5	0.8	38.2	1.5	59.9	2.4	86.6	3.4	118.4	4.7	155.4	6.1
Rovnoměrné zatížení		kg	lbs	352.5	777.1	154.1	339.7	84.6	186.5	52.5	115.7	35.0	77.2	24.5	54.0	17.6	38.8
prohyb		mm	inch	9.4	0.4	21.3	0.8	38.0	1.5	59.5	2.3	86.0	3.4	117.6	4.6	154.5	6.1

M390 TRIO heavy-duty		m	ft	6.0	19.7	8.0	26.2	10.0	32.8	12.0	39.4	14.0	45.9	16.0	52.5	18.0	59.1
Jeden bod zatížení		kg	lbs	654.9	1443.8	482.5	1063.7	377.1	831.4	305.2	672.9	252.4	556.4	211.5	466.3	178.7	394.0
prohyb		mm	inch	17.2	0.7	30.7	1.2	48.4	1.9	70.4	2.8	97.0	3.8	128.4	5.1	135.0	5.3
Dva body zatížení		kg	lbs	491.2	1082.9	361.9	797.9	282.8	623.5	228.9	504.6	189.3	417.3	158.6	349.7	134.0	295.4
prohyb		mm	inch	21.8	0.9	38.8	1.5	60.7	2.4	87.6	3.4	119.6	4.7	156.7	6.2	199.0	7.8
Tři body zatížení		kg	lbs	327.5	722.0	241.3	532.0	188.5	415.6	152.6	336.4	128.2	282.6	105.8	233.2	89.3	196.9
prohyb		mm	inch	20.3	0.8	36.2	1.4	56.7	2.2	82.0	3.2	112.2	4.4	147.5	5.8	188.0	7.4
Čtyři body zatížení		kg	lbs	272.9	601.6	201.0	443.1	157.1	346.3	127.1	280.2	105.2	231.9	88.1	194.2	74.4	164.0
prohyb		mm	inch	21.5	0.8	38.3	1.5	59.9	2.4	86.5	3.4	118.1	4.6	154.9	6.1	196.9	7.8
Rovnoměrné zatížení		kg	lbs	218.3	481.3	120.6	265.9	75.4	166.2	50.9	112.2	36.1	79.6	26.4	58.2	19.9	43.9
prohyb		mm	inch	21.3	0.8	38.0	1.5	59.5	2.3	85.9	3.4	117.3	4.6	153.9	6.1	195.6	7.7